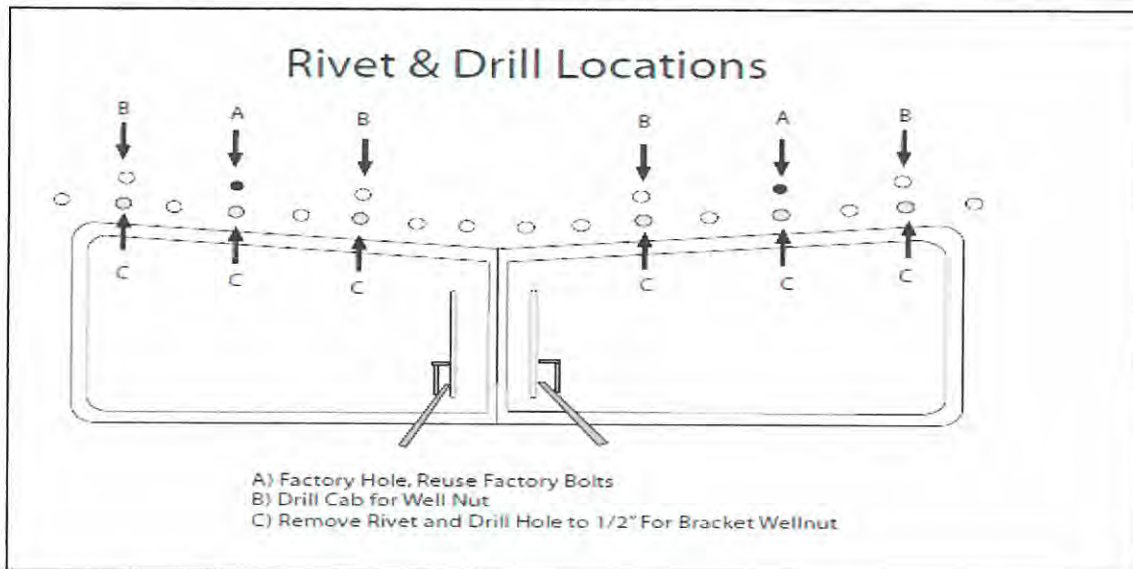


VK 135002 - Wicked

Kenworth W900 Flat Window Visor Instructions

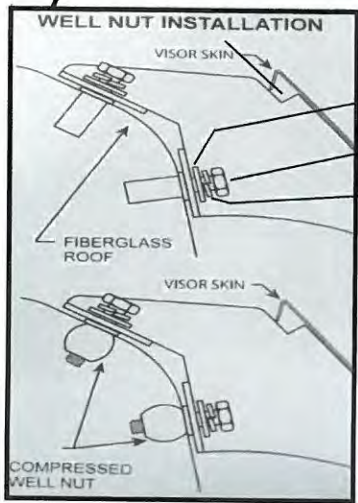
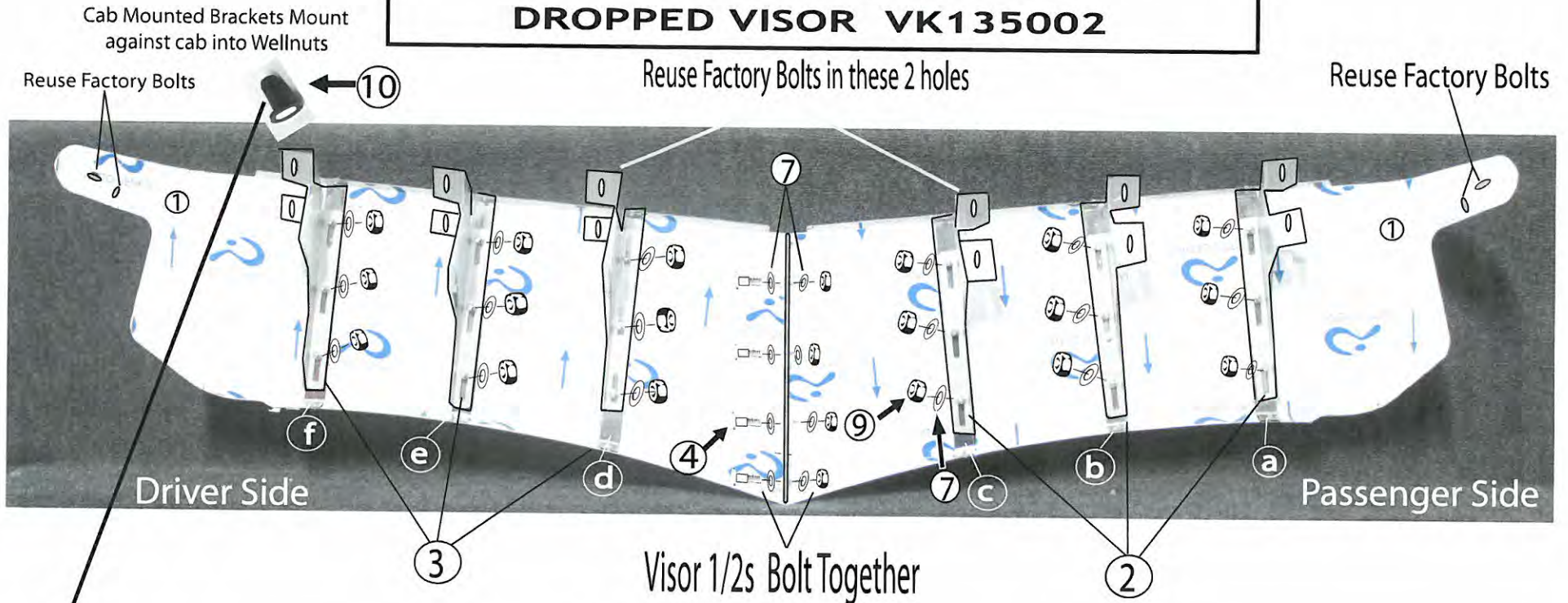
Read Entire Instruction Sheet Before Beginning

Safety Glasses	10mm Metric Wrench
Grinder	7/16" Wrench
Silicone or "Loctite®"	Phillips Head Screw Driver
Masking Tape	1/2" drill bit



- 1) Remove the rivets above the windshield at the 3rd, 5th, & 7th locations from the center (diagram above). The 5th rivet on each side will be located under the factory bracket hole. Drill out the holes to the cab to 1/2" diameter, being careful not to damage the inside of the headliner. Cover the windshield to protect it from grinding debris.
2. Install the new brackets using the hardware provided with the bracket. The top bolts of the middle bracket on each side, located at the 5th rivet, will reuse the original factory hardware. Each bracket is secured to the cab using two 1 1/4" hex bolts, flat washers, lock washers, and neoprene wellnuts, except for the top bolt of each middle bracket. Do not fully tighten brackets yet.
3. Install the first visor skin using truss head screws.
4. Bolt the sides of the visor to the cab using the factory hardware.
5. Tighten the truss head screws that hold each visor skin to the brackets.
6. Attach the visor ends (ears) to the sides of the cab reusing factory bolts.
7. Tighten all bolts and use locktight or silicone to prevent on the road vibrations.
8. Peel pvc coating from stainless visor.

KENWORTH 13" W900 Wicked Flat Windshield 84-98 DROPPED VISOR VK135002



Factory Mounted Brackets ⑥

- a) vk135002 -2
- b) vk135002 -3
- c) vk135002 -4
- d) vk135002 -7
- e) vk135002 -6
- f) vk135002 -5

Inspected By:		Date	Revised 2/13
Item	QTY	Description	Size
①	2	Visor body Halve	13.5" x 35"
②	3	Passenger Side Brkts (VK130002-3)	14" x 1-1/2"
③	3	Driver Side Brkts (VK130002-2)	14" x 1-1/2"
④	4	Hex Head Bolt (bolt visor together)	1/4" x 20 x 3/4"
⑤	10	Hex Head Bolt (brkts)	1/4" x 20 x 1-1/4"
⑥	6	Factory Mounted Brackets	See Chart
⑦	38	Washers	1/4-20
⑧	12	Lock Washers (cab mount brkts)	1/4" x 20
⑨	22	Nylock Nuts	1/4-20
⑩	10	Wellnuts	1/4-20