




INSTALLATION INSTRUCTIONS

N-14 Cummins

PART NO. 126

1. LOOSEN HOSE CLAMPS AT AIR INTAKE MANIFOLD TUBE.
2. REMOVE HOSE FOR EASE OF ASSEMBLY.
3. INSTALL AIRCELL INTO THE INTAKE MANIFOLD.
NOTE: THE AIRCELL MAY BE A LOOSE FIT ON SOME MANIFOLDS, BUT NOT OVER 1/8 INCH.
4. REINSTALL HOSE, TUBE AND CLAMPS.
5. REFER TO THE BACK PAGE FOR CLAMP INSTRUCTIONS.

**AIRCELL SPACER
LOCATION**



C-15 / C-16 CAT.

PART NO. 126

1. LOOSEN HOSE CLAMPS AT AIR INTAKE MANIFOLD TUBE.
2. REMOVE HOSE FOR EASE OF ASSEMBLY.
3. INSTALL AIRCELL INTO THE INTAKE MANIFOLD.
NOTE: THE AIRCELL MAY BE A LOOSE FIT ON SOME MANIFOLDS, BUT NOT OVER 1/8 INCH.
4. REINSTALL HOSE, TUBE AND CLAMPS.
5. REFER TO THE BACK PAGE FOR CLAMP INSTRUCTIONS.

**AIRCELL SPACER
LOCATION**






INSTALLATION INSTRUCTIONS


EXAMPLE OF TYPICAL HOSE CLAMP INSTALLATION

1. THIS INSTRUCTION SHEET IS USED IN REFERENCE TO THE AIRCELL SPACER AND THE LOCATION OF THE FURNISHED HOSE CLAMP.
2. THE HOSE CLAMP IS USED TO MAINTAIN THE LOCATION OF THE AIRCELL SPACER.
3. THIS INSTRUCTION SHEET IS AN EXAMPLE USED FOR SEVERAL DIFFERENT ENGINE APPLICATIONS.

A AIRCELL SPACER
LOCATION



B AIRCELL SPACER
CLAMP LOCATION






INSTALLATION INSTRUCTIONS

YEAR MODEL 2017/UP DETROIT PART NO. 126
DD13, DD15, DD16

1. LOOSEN HOSE CLAMPS AT AIR INTAKE MANIFOLD TUBE.
2. REMOVE HOSE FOR EASE OF ASSEMBLY.
3. INSTALL AIRCELL INTO THE INTAKE MANIFOLD.
NOTE: THE AIRCELL MAY BE A LOOSE FIT ON SOME MANIFOLDS, BUT NOT OVER 1/8 INCH.
4. REINSTALL HOSE, TUBE AND CLAMPS.
5. REFER TO THE BACK PAGE FOR CLAMP INSTRUCTIONS.

AIRCELL SPACER
LOCATION



Harrington Enterprises, Inc.
120 W Race, Suite 5 * Searcy, AR 72143
Tel 501-279-3044 Fax 501-279-3046

AIRCELL

INSTALLATION INSTRUCTIONS

EXAMPLE OF TYPICAL HOSE CLAMP INSTALLATION

1. THIS INSTRUCTION SHEET IS USED IN REFERENCE TO THE AIRCELL SPACER AND THE LOCATION OF THE FURNISHED HOSE CLAMP.
2. THE HOSE CLAMP IS USED TO MAINTAIN THE LOCATION OF THE AIRCELL SPACER.
3. THIS INSTRUCTION SHEET IS AN EXAMPLE USED FOR SEVERAL DIFFERENT ENGINE APPLICATIONS.

B AIRCELL SPACER
CLAMP LOCATION



Harrington Enterprises, Inc.
120 W Race, Suite 5 * Searcy, AR 72143
Tel 501-279-3044 Fax 501-279-3046